

YEAR 9 CHOICES BOOKLET 2025



“Be passionate and move forward with gusto every single hour of every single day until you reach your goal.”

Ava DuVernay

Date	Event
Autumn Term 2024	Careers unit delivered in PSCHRE lessons.
Friday 14 th February	Choices Site goes live. This booklet is emailed home.
Monday 24 th February – Friday 21 st March	Choices Sessions delivered in subject lessons
Monday 3 rd March – Friday 7 th March	Careers Week
Thursday 13 th March	Y9 Choices Evening 16:30 – 18:30
Friday 14 th March	Introduction to Options Online in Registration.
Wednesday 23 rd April	Deadline for making choices
Early June 2025	Confirmation of allocated subjects

CHOICES TIMELINE



Dear Parents & Carers,

Welcome to the Year 9 Choices Booklet – a key moment in the journey for the Class of 2029.

Please read through this booklet carefully with your child, and spend time together exploring the choices website; the information provided will act as the basis for positive, informed choices. If you have any questions, please do get in touch – we would be very happy to help.

We ask our students to Think Big, and this is great example of an opportunity to think beyond the immediate and consider a very exciting future.

All best wishes

Matthew Sadler

Think Big • Work Hard • Be Kind

**"WE LIVE IN THE KIND
OF SOCIETY WHERE, IN
ALMOST ALL CASES,
HARD WORK IS
REWARDED."**

NEIL DEGRASSE TYSON



PARENTS & CARERS

- Talk to your child about their interests
- Explore what they would like to do in the future
- Find out which subjects they currently enjoy and put the most effort into
- Check that your child is choosing subjects for the right reasons
- Encourage variety in their choices to allow them to develop and showcase their skills and abilities
- Aim to support your child in knowing how to choose, not what to choose
- Attend the Choices Evening on the 13th of March with your child
- Remind them that regular attendance and good punctuality is *crucial* if your child is to fulfil their potential at Key Stage 4 . They need to be in all lessons to achieve academic success

**WORKING
TOGETHER...**

"The mind that opens to new ideas never returns to its original size" - Albert Einstein

Dear Year 9 Student,

Welcome to your Year 9 Choices Booklet!

This booklet should be used with the Y9 Choices Site where you will find information designed to help you make the best subject choices for you for Y10 & 11 (Key Stage 4).

The coming few months are very exciting and are an important time for you. This is your opportunity to decide which subjects you will study and is the first of many career choices you will make.

We look forward to supporting you on your journey.

Best Wishes

All the Teachers at Hampstead School

**“NEVER LIMIT YOURSELF
BECAUSE OF OTHERS’
LIMITED IMAGINATION;
NEVER LIMIT OTHERS
BECAUSE OF YOUR OWN
LIMITED IMAGINATION.”**

DR. MAE JEMISON



"Success is the result of perfection, hard work, learning from failure, loyalty and persistence"

Colin Powell

COMMITMENT



This booklet and the information in the Y9 Choices Site has been created to guide you, the student, and your parents through the process of choosing the subjects you will study during Y10 & Y11

Before you go any further, make an agreement to commit to the full process outlined below and on the next page.

- I will make time to *engage* with the choices materials on the Year 9 Choices Site.
- I will use every offered opportunity to *ask questions* and discuss options that I am interested in with subject teachers to get extra information
- I will *make time* to use Unifrog to research possible progression routes for each subject I choose
- I will aim to have a clear *understanding* about how to prepare for studying my chosen options
- I will *work closely* with my parents and teachers throughout this process



COMMITMENT



We want you to be successful!

Commit to the following to help you in making your choices.

- Reading this booklet carefully
- Engaging with every Choices Session
- Scheduling time to complete the Subject Spotlights
- Setting aside quiet time and space with you and your parent/carer to watch, read and discuss the information in this booklet and on the Year 9 Choices Site
- Requesting support from school early if you think you might need it
- Asking the subject teachers as many questions as you need to get more information
- Attending Choices Evening and speaking to every subject leader
- Keeping an open mind until you have weighed up all of your subject options



"Asking for help isn't a sign of weakness, it's a sign of strength. It shows you have the courage to admit when you don't know something, and to learn something new."

Barack Obama

Stay open minded...



Do

Don't

- Engage with every **Choices Session** delivered in your subject lessons
- Use Unifrog to research possible **careers** linked to the subjects on offer
- Use the subject **Spotlight Assignments** to support your decision making
- Take every offered opportunity to have your questions answered by the teachers that teach the subjects to get the inside scoop **from the experts**.
- Choose subjects that give you the opportunity to gain and demonstrate a **wide variety** of skills

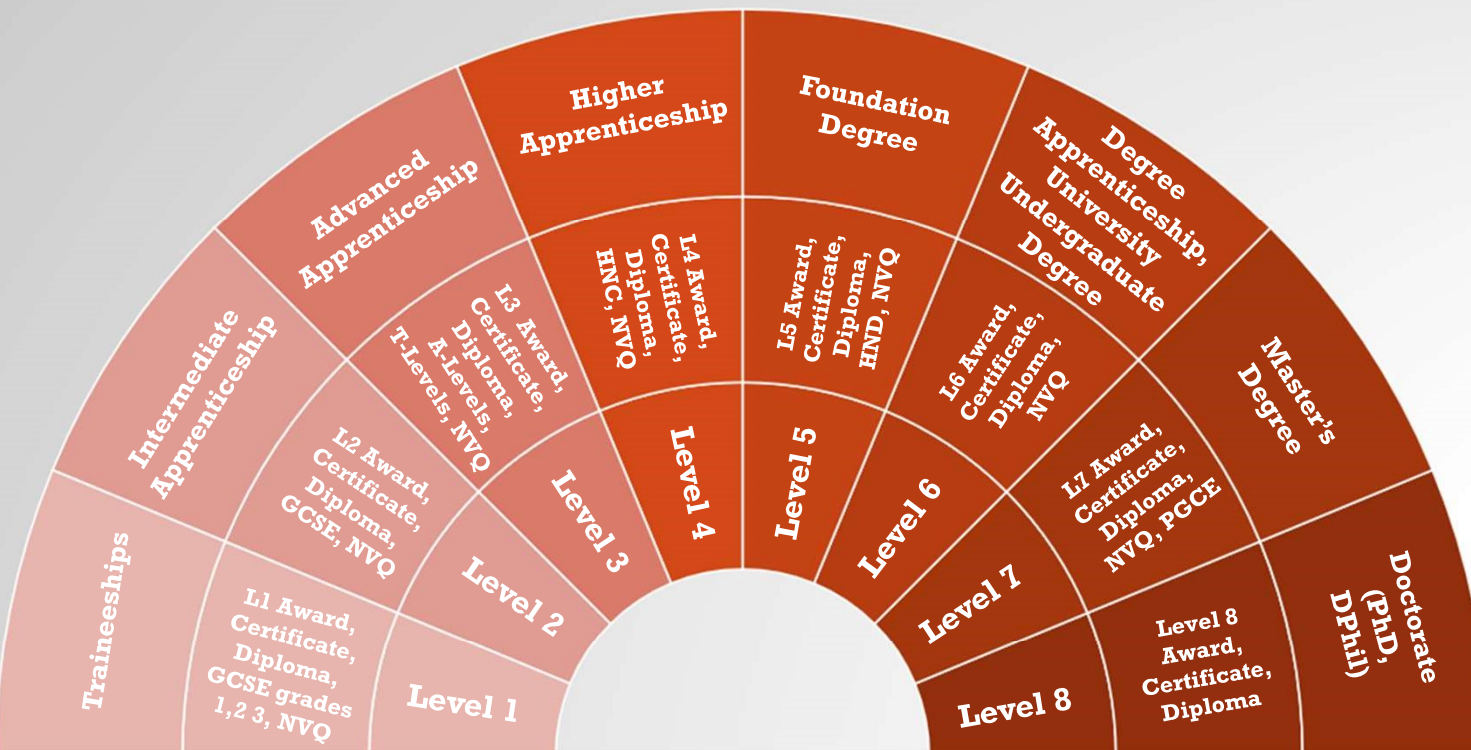
- Pick a subject just because you work well for that teacher. It may be a different teacher taking that subject in Y10/ Y11
- Choose subjects just because your friends are choosing them
- Be afraid to choose subjects you have never studied before
- Ever forget to keep Thinking Big, Working Hard, and Being Kind

THE QUALIFICATION LEVELS

The subjects that you are selecting from are Level 2 courses.





A passing grade in four or more Level 2 courses usually opens up progression onto Level 3 courses.




(PGCE stands for the Post Graduate Certificate in Education. Every single one of your teachers has attained a Level 6 qualification, the vast majority have continued to Level 7 and some have even reached Level 8. Your teachers really know how to learn!)



The decision to work towards qualifications above Level 2 is a personal choice.

The higher your level of education, the more opportunities will be available to you.

<p>What's it all about? </p> <p>What will I study in Year 10?</p> <ul style="list-style-type: none"> • _____ • _____ • _____ • _____ • _____ • _____ • _____ <p>What will I study in Year 11?</p> <ul style="list-style-type: none"> • _____ • _____ • _____ • _____ • _____ • _____ • _____ 	<p>Subject: _____</p> <hr/> <p>Where could this subject take me?</p> <p>Post-16: Apprenticeship, College or Sixth Form</p> <ol style="list-style-type: none"> 1. _____ 2. _____ 3. _____ 4. _____ 5. _____ 6. _____ <p>Post-18: Apprenticeship, Employment or University</p> <ol style="list-style-type: none"> 1. _____ 2. _____ 3. _____ 4. _____ 5. _____ 6. _____ <p style="text-align: center;"></p>	<p>How is this subject assessed?</p> <p>Practical % _____</p> <p>Coursework % _____</p> <p>Exam % _____ </p> <hr/> <p>Why ?</p> <p>Why do I want to study this subject ?</p> <p>_____</p> <p>_____</p> <p>_____</p> <p>How do I know I am a suitable student for this subject?</p> <p>_____</p> <p>_____</p> <p>_____ </p>
--	--	--

<p>Success</p> <p>What will I have to do to succeed in this subject ?</p> <ul style="list-style-type: none"> • _____ • _____ • _____ <p>What can I do now to prepare for the subject?</p> <ul style="list-style-type: none"> • _____ • _____ • _____ 	<p>Subject: _____</p> <hr/> <p>I need more information on this subject</p> <p>Which teacher/s do I need to contact?</p> <ul style="list-style-type: none"> • _____ • _____ <p>How will I contact them? </p> <p><input type="checkbox"/> Face to face</p> <p><input type="checkbox"/> School Email</p> <p>When will I make time contact them?</p> <p><input type="checkbox"/> Week A</p> <p><input type="checkbox"/> Week B</p> <p>Date that I will contact the teacher?</p> <p>_____</p> <p>Student Signature: _____</p> <p>Date: ____/____/____</p>	<p>Checklist tick or cross)</p> <p><input type="checkbox"/> Do I already enjoy this subject?</p> <p><input type="checkbox"/> Do I put my best effort into this subject?</p> <p><input type="checkbox"/> Do I already have the mindset of and behave like a successful student in this subject?</p> <p><input type="checkbox"/> Have I researched this subject on Unifrog?</p> <p><input type="checkbox"/> Have I looked at the course content on the exam board's website?</p> <p><input type="checkbox"/> Have I discussed this option with my parent/carer? </p> <hr/> <p>My Subject Choices Shortlist</p> <p>Subject 1: _____</p> <p>Subject 2: _____</p> <p>Subject 3: _____</p> <p>Subject 4: _____ </p>
---	---	---

Aim to complete one for each subjects you are interested in by the 22nd of March then use them to support your decision making. Editable electronic copies can be found on the Y9 Team.

THE SUBJECT SPOTLIGHTS

What's it all about?



What will I study in Year 10?

- _____
- _____
- _____
- _____
- _____
- _____
- _____
- _____

What will I study in Year 11?

- _____
- _____
- _____
- _____
- _____
- _____
- _____
- _____

Subject:

Where could this subject take me?

Post-16:

Apprenticeship, College or Sixth Form

1. _____
2. _____
3. _____
4. _____
5. _____
6. _____

Post-18:

Apprenticeship, Employment or University

1. _____
2. _____
3. _____
4. _____
5. _____
6. _____



How is this subject assessed?

Practical %

Coursework %

Exam %



Why ?

Why do I want to study this subject ?

How do I know I am a suitable student for this subject?



Success

What will I have to do to succeed in this subject ?

- _____
- _____
- _____

What can I do now to prepare for the subject?

- _____
- _____
- _____

My Questions

Do I have any questions about how this subject could support my future career plans for our Careers Adviser?

1. _____
2. _____
3. _____
4. _____
5. _____

Subject:

I need more information on this subject

Which teacher/s do I need to contact?

- _____
- _____

How will I contact them?

- Face to face
- School Email



When will I make time contact them?

- Week A
- Week B

Date that I will contact the teacher?

Student Signature: _____

Date: ____ / ____ / ____

Checklist tick or cross)

- Do I already enjoy this subject?
- Do I put my best effort into this subject?
- Do I already have the mindset of and behave like a successful student in this subject?
- Have I researched this subject on Unifrog?
- Have I looked at the course content on the exam board's website?
- Have I discussed this option with my parent/carer?



My Subject Choices Shortlist

Subject 1: _____

Subject 2: _____

Subject 3: _____

Subject 4: _____



Key Stage 4 students study the following “core” subjects at Hampstead School

These subjects form the foundation of your KS4 education.



English

Maths

Science

PSHCE

PE

and

Geography*

or

History*

**You may gain more benefit from extra English and Mathematics instead of Geography or History as a core subject .
In this case, this will already have been agreed in conversation with you and your parents.*

Click on a box to be taken to the course information pages. You will need to login with your school email to view.



OUR CORE SUBJECTS

Media

Art & Design

Business

French

Geography

Performing Arts

or

Photography

Computer Science

Spanish

History

Drama

or

DT Product Design

ICT

Arabic

Psychology

Music

or

or



Hospitality & Catering

Religious Studies

Music Tech

Dance

or

Sports

Click on a box to be taken to the course information pages.
You will need to log in with your school email to view.

**Geography and History are also available to choose as a core subject.*

Click on a box to be taken to the course information pages.
You will need to login with your school email to view.



THREE FREE CHOICES

How to make your
choices



Your choices are made through SIMS Options Online between the 13th of March and the 23rd April



We will check that everyone is able to log in to SIMS Options Online during Registration on the 13th March.

It is not first come first serve, but do make sure you have saved your choices by the deadline.

If you have any questions or difficulties with using options online, please see Miss Duncan in the Library.

SIMS OPTIONS ONLINE